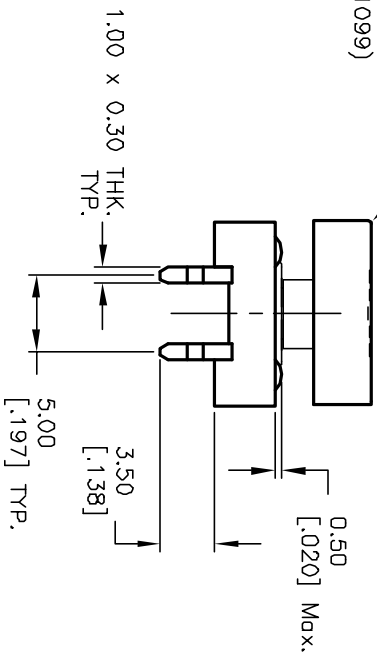
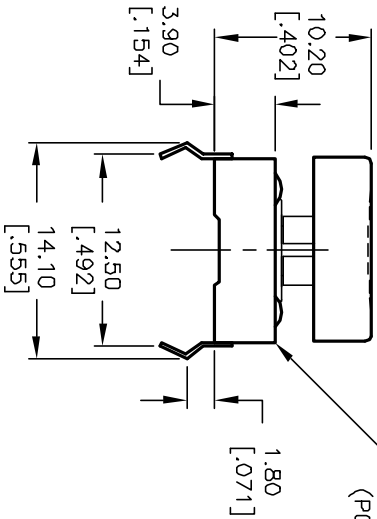
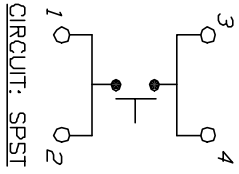


RECOMMENDED P.C.B. LAYOUT



- NOTES:
1. ALL DIMENSIONS IN MM. [INCH]
 2. GENERAL TOLERANCE: X.X=±0.4 X.XX=±0.25
 3. TERM. NOS. FOR REF. ONLY
 4. RATING: 50mA, @12V DC
 5. TRAVEL: 0.30±0.15mm
 6. OPERATING FORCE: 160±50gf
 7. CONTACT RESISTANCE: 100 MILLIOHMS Max.
 8. ELECTRICAL LIFE: 100,000 CYCLES MIN.

B	11825	REVISED DESCRIPTION	6/18/02	CJC
A	11825	RELEASED FOR PRODUCTION	11/08/01	CJC
REV.	ECN No.	DESCRIPTION	DATE	CHKD

TITLE	SCALE	DATE	DR	DWG	REV
TL 1100 F160 Q (4J BLK)	2:1	11/08/01	CJC	XP0025P	B

E-SWITCH®

THE INFORMATION CONTAINED IN THIS DOCUMENT IS PROPRIETARY TO E-SWITCH AND IS NOT TO BE COPIED OR TRANSMITTED